


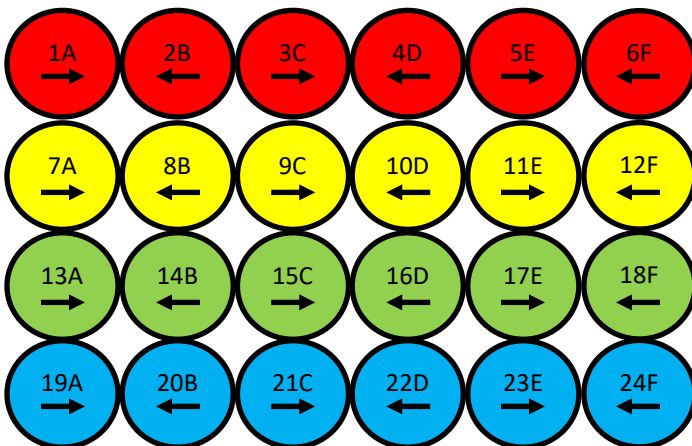
# Sit Spots in a Grid System

By: Mick Burns  
Mick.burns@polk-fl.net

- Sitspots are perfect for carpeted classrooms.
- Buy from SitSpots.com or find an off-brand on Amazon
- Create the numbered grid that matches your classroom needs or make your own
- Different color for every row
- Different letter for every column
- Numbers are student's seating chart number
- Arrows point to student's shoulder partners for discussions or partner work
- Only use an oil based paint pen to write on your spots

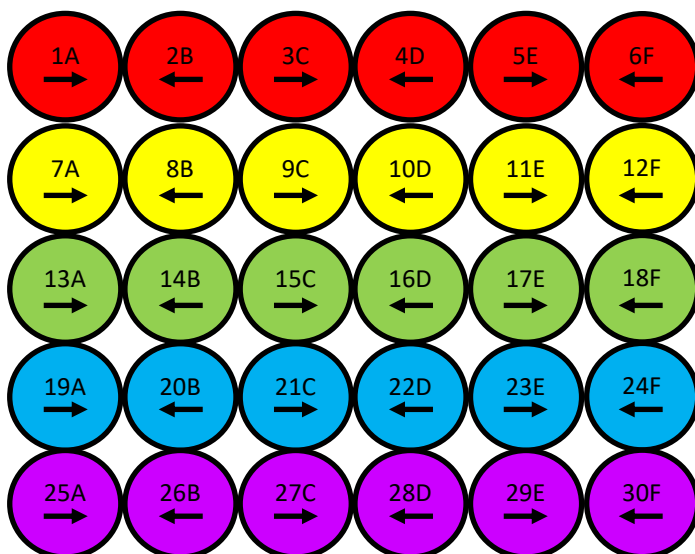


**Hard-floor classrooms can still keep some of the same ideas with chairs and vinyl or paint pens**




## 24 Spots

- Shoulder Partners
- Split in half down middle
- 2, 3, 4, or 6 groups



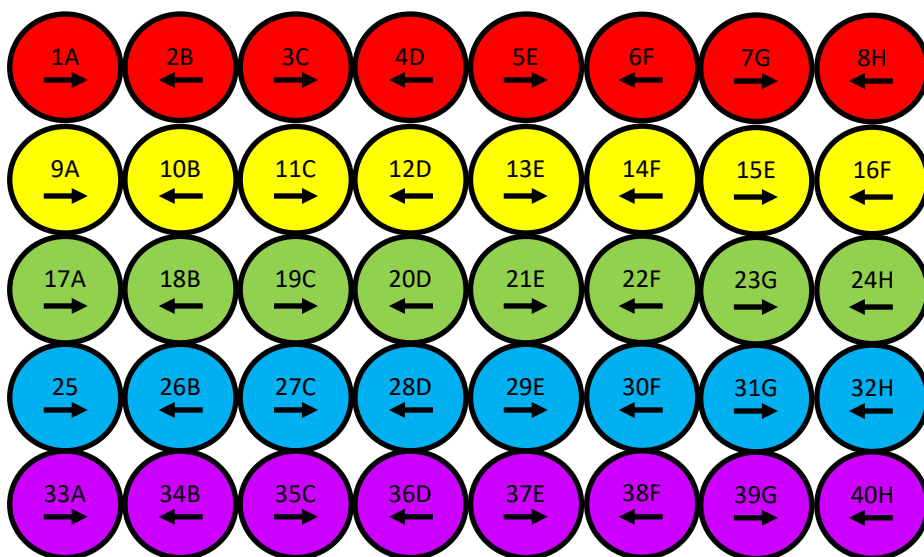
## 30 Spots

- Shoulder Partners
- Split in half down middle
- 2, 3, 5, or 6 groups




### 36 Spots

- Shoulder Partners
- Split in half down middle
- 2, 3, or 6 groups



### 40 Spots

- Shoulder Partners
- Split in half down middle
- 2, 4, 5, or 8 groups



### 48 Spots

- Shoulder Partners
- Split in half down middle
- 2, 3, 4, 6, or 8 groups