




MAKING SINGING FUN

{EVEN IF YOU WEREN'T A VOCALIST IN COLLEGE!}

Presented by Kimberly Haggard, FMEA Conference, January 10, 2020



SINGING TIPS/TRICKS/ IDEAS FOR NON-VOCALISTS



- ✓ Always warm up their voices
- ✓ Always sing for your students, not with them.
- ✓ Always give a starting pitch
- ✓ Good keys for singing: F & G
- ✓ Approximate vocal range of children c4-e5
- ✓ Echo songs help build short term vocal memory
- ✓ Simple songs build long term vocal memory
- ✓ When possible use whole song method for teaching
- ✓ Learn about and stress the importance of vocal health



MY FAVORITE SINGING RESOURCES:

- Anything & Everything by John Feierabend
- 120 Singing Games and Dances for Elementary Schools
compiled by Lois Choksy, David Brummitt
- The Kodály Method I- Comprehensive Music Education by Lois Choksy
- Educating Young Singers: A Choral Resource for Teachers/Conductors
by Mary Goetze, Angela Broecker, & Ruth Boshkoff
- One Accord by Georgia Newlin
- The Handy Play Party Book compiled by Lynn Rohrbough, Revised by Cecilia Riddell
- Quick Starts for Young Choirs By Cristi Cary Miller and Angela L. McKenna

HOW TO MAKE SINGING FUN:

vocal exploration ideas

Spinner toy, Whale Sounds, Slide Whistle, Yarn Shapes, Sirens, PPT pages from TpT

BIG KID FAVORITES: Basketball, Frisbee, Pipe Cleaners, driving toy cars

echo songs

Down by the Bay, Charlie Over the Ocean, Caney Mi Macaro, In the Woods
All found in John Feierabend's Book of Echo Songs, \$14.95

singing games + fun activities

Lu La Lay, Old King Glory, Cut the Cake, Hop Old Squirrel, A Ram Sam Sam/ A Pizza Hut, Land of the Silver Birch, Canoe Song,

LU LA LAY

Source: Roemer, Kristin; IU Summer Kodály Institute, Bloomington, IN, 2005; Learned from Nyssa Brown

Ly la lay, lu la lay, lu la, lu la lay, lu la, lu la lu la lay, lay.

BEA MO IONAC IVI Y:

Level One Motion- Tap knees with finger tips, tap to the right, tap knees, tap to the left.

Level Two Motion- Tap knees, clap hands, right hand out, left hand out, tap left hand, tap right hand, left hand tap right shoulder, right hand tap left shoulder, move right hand back out, etc.

Level Three Motion- tap knees, cross arms touch shoulders, uncross arms touch shoulders, put hands in the air & repeat backwards

Level Four Motion- Tap Knees, then grab nose & ear, tap knees, then switch hands grab nose & other ear

OLD KING GLORY

Traditional US; Source: Karen Howard; learned from Diana Byers Pannell at IU SKI 2016

Old King Glo - ry on the Moun - tain The moun - tain was so high it near - ly touched the sky the first one, the sec - ond one the third one fol - low me.

GAME:


S stand in a circle. T walks around circle while singing song and taps on S shoulders on the words, one, two, and three, then gestures for the third child to follow T around circle. Cycle continues until the whole class is following the teacher. After S have heard the song 6-8 times then S sing without the teacher.

GAME VARIANT:

Students sit in circle. One student is "it," (let's call him "Johnny") and walks around the circle while students sing. Student points to three students as students sing the last phrase: "first one, second one, third come with me." That third student (let's call her "Sally") gets up and stands in front of "Johnny." Johnny puts his hands (or one hand is fine) on Sally's shoulders, and Sally becomes the new "it." When Sally picks a new person on the words "third come with me," Sally puts her hand(s) on his/her shoulders. When one student is left in the circle, that person becomes the new "it."

CUT THE CAKE

Source: Sinor, Jean; Kodály Levels, Indiana University Bloomington 1987-1991; I
earned from Diana Byers Pannell in 2016




GAME

Formation: Standing circle; All sing and do motions of words while "cake cutter" walks around outside of circle. On "make" all hold hands; on "cake" cake cutter 'slices' between two people. Then they run in opposite directions while cake-cutter holds out their hands. When runners meet on opposite side of circle they must stop and shake hands, then continue. The first one to tag the cake-cutters hand is the next cake-cutter. Pro tip: Once a student has a turn to run they don't get another turn even if they didn't win.

ONE BOTTLE OF POP

A scout song, Learned from Erin Dunne




ACTIVITY/ FUN:

Sing all three songs in a round at the phrase or as three partner songs. My students have enjoyed singing this at our annual campfire sing-a-long.

HOP OLD SQUIRREL

Source: Sinor, Jean; Kodály Level I, Indiana University 1987; learned from Diana Byers Pannell in 2016



GAME

Students stand in circle and pass a squirrel on the beat while singing. When the song is over the person holding the squirrel is out.

A RAM SAM SAM/ A PIZZA HU

Moroccan nonsense song/ traditional American campfire song; Source: Erin Dunne, BPS Music Teacher



CANOE SONG

Attributed to Native Americans,
however it was written by Margret Ember McGee, in 1918



LAND OF THE SILVER BIRCH

Traditional Canadian Folk song



ROCK PASSING GAME:

Seated circle; Action using rocks/bean bags/egg shakers: Beat 1: rock in front of left knee, Beat 2: rock extended in front of their left knee, Beat 3: rock extended in front of the right knee, Beat 4: release rock in front of left neighbor.

Important Social Context: In 2017 school administrators at the High Park Alternative Public School in Toronto Ontario characterized the song as racist. In a letter to parents they said "While its lyrics are not overtly racist ... the historical context of the song is racist." Other experts disagreed with this assertion and the music teacher who had the song performed at a school concert sued the administration for defamation.