



Copyright Kimberly Haggard, 2020. May not be reproduced in digital or hard copy format without express written consent of the presenter.

Photo by [Jason Rosewell](#) on [Unsplash](#)

MAKING SINGING FUN

{EVEN IF YOU WEREN'T A VOCALIST IN COLLEGE!}

FMEA CONFERENCE, JANUARY 10, 2020, *Kimberly Haggard*

HAVE YOU **STRUGGLED** WITH...

APATHETIC STUDENTS?

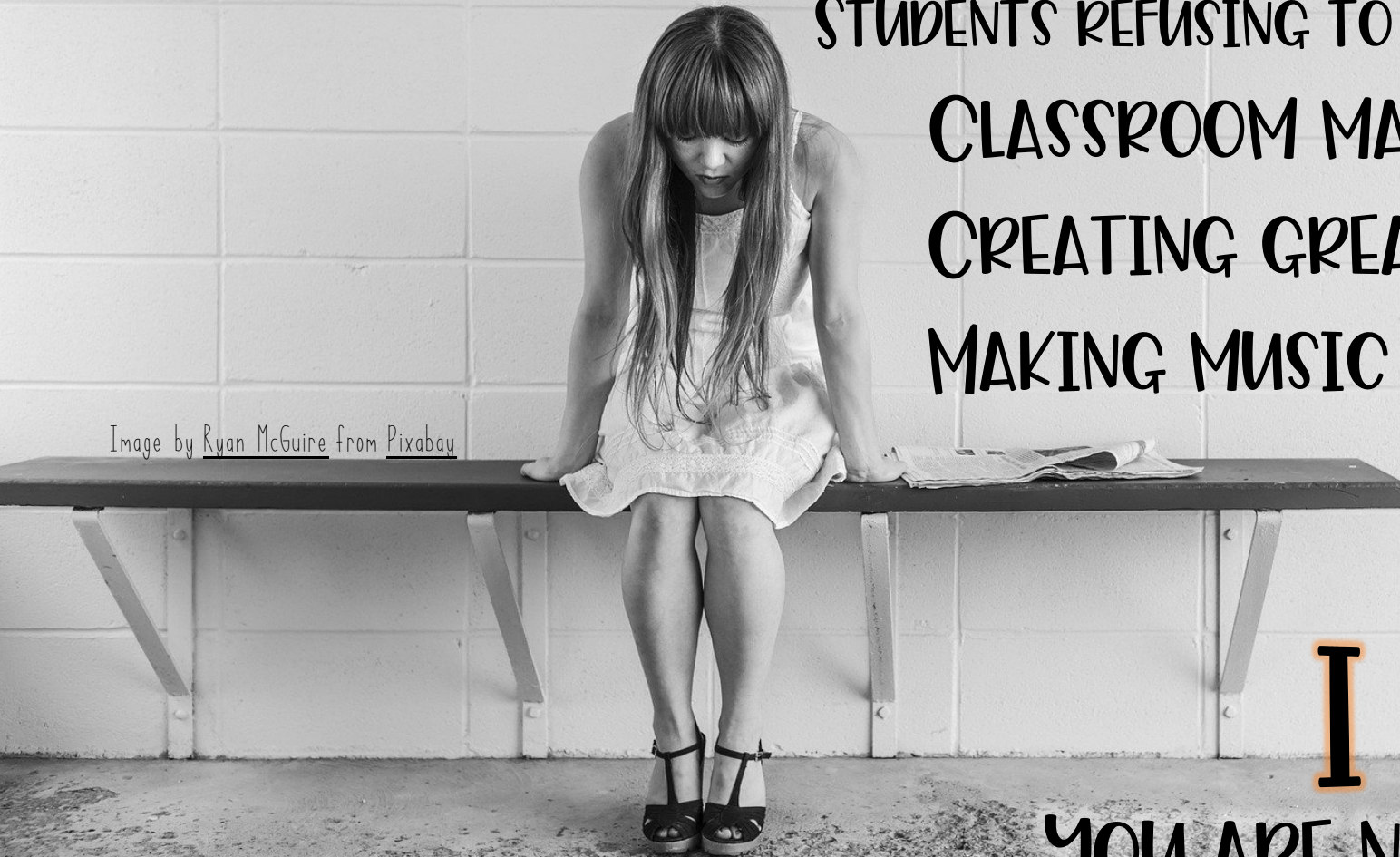
STUDENTS REFUSING TO PARTICIPATE?

CLASSROOM MANAGEMENT?

CREATING GREAT LESSONS?


MAKING MUSIC CLASS FUN?

Image by Ryan McGuire from Pixabay



I HAVE.

YOU ARE NOT ALONE.





Copyright Kimberly Haggard, 2020. May not be reproduced in digital or hard copy format without express written consent of the presenter.

MY STEPS TO MAKE SINGING MORE FUN:



STEP #1: CREATE GOALS

STEP #2: MAKE A PLAN

STEP #3: BUILD RELATIONSHIPS

STEP #4: MAKE IT FUN

STEP #5: RUBRICS ROCK

STEP #6: STEP BACK AND MARVEL
AT YOUR AWESOME TEACHING!

Copyright Kimberly Haggard, 2020. May not be reproduced in digital or hard copy format without express written consent of the presenter.

Image by [Jill Wellington](#) from [Pixabay](#)

STEP #1: CREATE CLEARLY DEFINED GOALS

My personal GOALS:

- TO LOVE EVERY DAY AT WORK
- HAPPY AND ENGAGED STUDENTS
- 30 YEAR PLAN- TUNEFUL, BEATFUL, ARTFUL
- STANDARDS BASED INSTRUCTION INFORMED BY RESEARCH & PEDAGOGICAL TRAINING
- TRACK AND USE ASSESSMENT DATA TO INFORM INSTRUCTION



STEP #2: CREATE A PLAN

YOUR PLAN:

My personal PLAN:

- ☐ Create a behavior plan
- ☐ Observe amazing teachers
- ☐ Analyze standards
- ☐ Learn more about pedagogy
- ☐ Orff and Kodály
- ☐ Formulate a sequence of concepts
- ☐ Analyze standards
- ☐ Learn to differentiate instruction
- ☐ to engage all learners

STEP #3: BUILD RELATIONSHIPS

WHERE TO START:

- ✓ CLASSROOM GREETINGS
- ✓ ALWAYS HAVE A PLAN
- ✓ BE FIRM, FAIR, CARING & CONSISTENT
- ✓ NEVER GET INTO A POWER STRUGGLE
- ✓ DON'T LECTURE OR YELL

BOOKS TO LEARN MORE:

- LOVE AND LOGIC
- RESPONSIVE CLASSROOM
- CLASSROOM MANAGEMENT FOR ART, MUSIC, & PE TEACHERS



STEP #4: MAKE IT FUN

- ❑ CHOOSE FUN GAMES & ACTIVITIES
- ❑ DON'T TAKE YOURSELF TOO SERIOUSLY
- ❑ BE A SALESPERSON/COMEDIAN
- ❑ MAKE SURE TO VARY ACTIVITIES IN YOUR LESSONS
- ❑ WHEN IN DOUBT ASK YOUR MUSIC TEACHER FRIENDS TO SHARE THEIR BEST LESSONS

STEP #5: LET RUBRICS WORK FOR YOU

SAMPLE RUBRIC: ON A SCALE OF 5

5- GORGEOUS MUSICAL SINGING

4- SINGING IN TUNE

3- USING HEAD BUT VOICE OUT OF TUNE

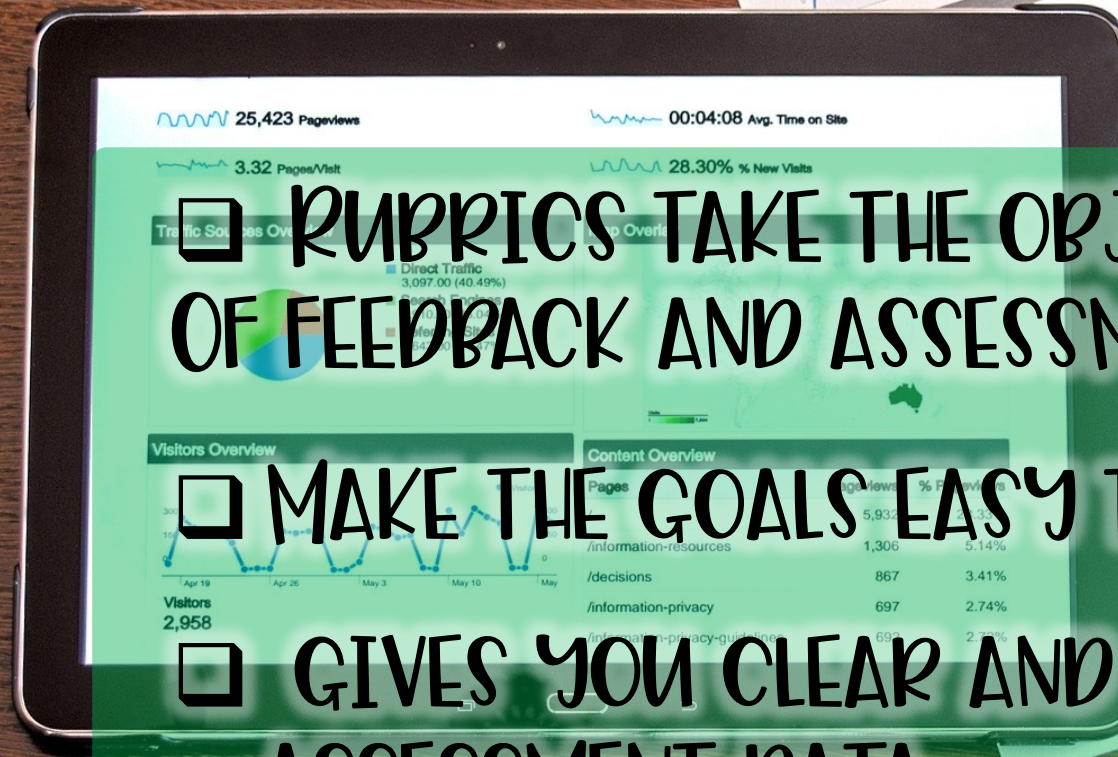
2- SPEAKING VOICE OR SINGING IN CHEST VOICE

1- LITTLE OR NO EFFORT

☐ RUBRICS TAKE THE OBJECTIVITY OUT OF FEEDBACK AND ASSESSMENT

☐ MAKE THE GOALS EASY TO UNDERSTAND

☐ GIVES YOU CLEAR AND EASY TO RECORD ASSESSMENT DATA



STEP #6: STEP BACK AND MARVEL AT YOUR AWESOME TEACHING!



Copyright Kimberly Haggard, 2020

. May not be reproduced in digital or hard copy format without express written consent of the presenter.

 SO, HERE'S HOW I MAKE SINGING FUN:

✓ VOCAL EXPLORATION

✓ ECHO SONGS

✓ SINGING GAMES

✓ EXTRA FUN SINGING OPPORTUNITIES:

GRADE LEVEL INFORMANCES


WINTER HOLIDAY SING-A-LONG


CAROLING @ SCHOOL

CAMPFIRE SING-A-LONG

Time to stretch













DOWN BY THE BAY

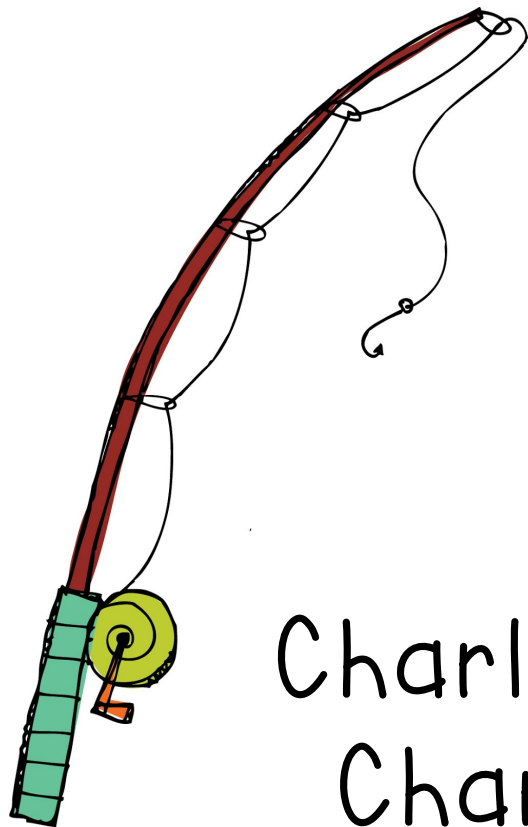


Down by the bay...
Where the watermelons grow...
Back to my home...
I dare not go...
For if I do...
My mother would say...
Have you ever seen a ????
All: Down by the bay!

Key of F: starts on mi



CHARLIE OVER THE OCEAN



Charlie over the ocean...
Charlie over the sea...
Charlie caught a big fish...
But can't catch me...

Key of F: do do do do do re mi


CANEY MI MACARO



Ella Jenkins

Born August 6, 1924
Singer, Songwriter, Actress

Field recording



Feierabend, Book of Echo Songs, pg. 20; Key of d minor; starts on la mi mi re fa mi



OH IN THE WOODS

Oh in the woods...
There was a tree...
The prettiest tree...
that you ever did see...
The tree was in the hole,
and the hole was in the ground
and the green grass grew
all around, all around,
and the green grass grew all around.




Key of F: sol do re mi



OH IN THE WOODS

Now on that tree...
There was a branch...
The prettiest branch...
That you ever did see...
The branch was on the tree,
and the tree was in the hole,
and the hole was in the ground
and the green grass grew
all around, all around,
and the green grass grew all around.





OH IN THE WOODS

Now on that branch...
There was a nest...
The prettiest nest...
That you ever did see...

The nest was on the branch, and branch was on the tree,
and the tree was in the hole, and the hole was in the ground
and the green grass grew all around, all around,
and the green grass grew all around.





OH IN THE WOODS

Now in that nest...
There was an egg...
The prettiest egg...
That you ever did see...

The egg was in the nest, and the nest was on the branch,
and branch was on the tree, and the tree was in the hole,
and the hole was in the ground,
and the green grass grew all around, all around,
and the green grass grew all around.





OH IN THE WOODS

Now on that egg...
There was a bird...
The prettiest bird...
That you ever did see...

The bird was on the egg, and the egg was in the nest,
and the nest was on the branch, and branch was on the tree,
and the tree was in the hole, and the hole was in the ground,
and the green grass grew all around, all around,
and the green grass grew all around.



OH IN THE WOODS

Now on that bird...
There was a wing...
The prettiest wing...
That you ever did see...

The wing was on the bird, and the bird was on the egg,
and the egg was in the nest, and the nest was on the branch,
and branch was on the tree, and the tree was in the hole,
and the hole was in the ground, and the green grass grew all
around, all around, and the green grass grew all around.

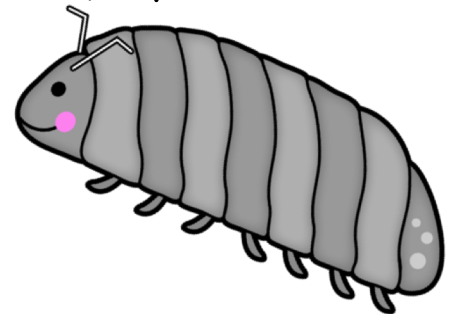




OH IN THE WOODS

Now on that wing...
There was a bug...
The prettiest bug...
That you ever did see...

The bug was on the wing, and the wing was on the bird,
and the bird was on the egg, and the egg was in the nest,
and the nest was on the branch, and branch was on the tree,
and the tree was in the hole, and the hole was in the ground,
and the green grass grew all around, all around,
and the green grass grew all around.

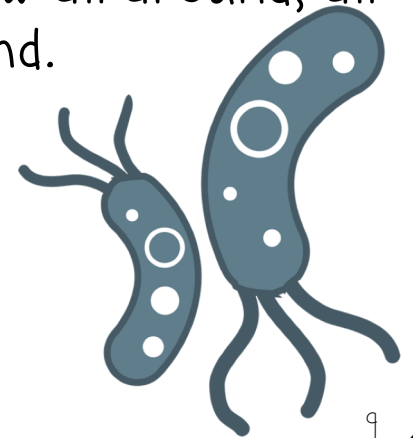




OH IN THE WOODS

Now on that bug...
There was a germ...
The prettiest germ...
That you ever did see...

The germ was on the bug, and the bug was on the wing,
and the wing was on the bird, and the bird was on the egg,
and the egg was in the nest, and the nest was on the branch,
and branch was on the tree, and the tree was in the hole,
and the hole was in the ground, and the green grass grew all around, all
around, and the green grass grew all around.






OH IN THE WOODS

Now on that germ...
There was a smile...
The prettiest smile...
That you ever did see...

The smile was on the germ, and the germ was on the bug,
and the bug was on the wing, and the wing was on the bird,
and the bird was on the egg, and the egg was in the nest,
and the nest was on the branch, and branch was on the tree,
and the tree was in the hole, and the hole was in the ground,
and the green grass grew all around, all around,
and the green grass grew all around.





LULALAY



Lu la lay, lu la lay, lu la lu la lay,
Lu la, lu la, lu la, lu la, lu la lay.

Lu la lay, lu la lay, lu la lu la lay,
Lu la, lu la, lu la, lay.

Key of F: starts on mi



OLD KING GLORY



Old king glory on the mountain,
the mountain was so high,
it nearly touched the sky,
the first one, the second one, the third one follow me.

Key of F: starts on mi



CUT THE CAKE



Clap your hands together,
give yourself a shake,
make a happy circle,
and then you cut the cake!

Key of F: starts on mi



A RAM SAM SAM / A PIZZA HUT

A Ram Sam, Sam, a Ram Sam Sam,
Guli, guli, guli, guli, guli Ram Sam Sam.

Arafi arafi, guli, guli, guli, guli, guli, Ram Sam Sam.
Arafi arafi, guli, guli, guli, guli, guli, Ram Sam Sam.

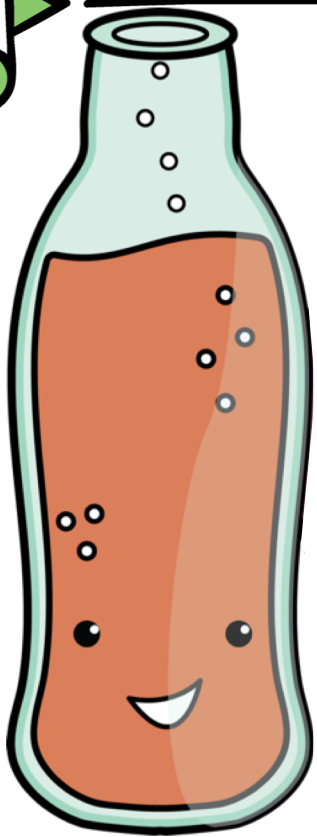
A Pizza Hut, a Pizza Hut,
Kentucky Fried Chicken and a Pizza Hut.

McDonalds, McDonalds,
Kentucky Fried Chicken and a Pizza Hut.

Key of F: starts on sol do do do



ONE BOTTLE OF POP



One bottle of Pop, Two bottles of Pop
Three bottles of Pop, Four bottles of Pop,
Five bottles of Pop, Six bottles of Pop,
Seven bottles of Pop.


Don't throw your junk in my backyard,
my backyard, my backyard,
Don't throw your junk in my backyard,
my backyard, my backyard, my back yards full.

Fish and chips and vinegar, vinegar, vinegar,
fish and chips and vinegar, pepper, pepper, pepper, salt.

Key of F: starts on do



HOP OLD SQUIRREL



Hop old squirrel, eidedum eidedum,
Hop old squirrel, eidedum dee.

Hop old squirrel, eidedum eidedum,
Hop old squirrel, eidedum dee.

Key of F: starts on mi

LAND OF THE SILVER BIRCH



Land of the silver birch, home of the beaver,
where still the mighty moose wanders at will,

Blue lake and rocky shore, I will return once more,
boom di-dee boom boom, boom di-dee boom boom boom.

D minor: starts on d- la

CANOE SONG



My paddles keen and bright, flashing with silver,
Follow the wild goose flight, dip, dip, and swing.

Dip, dip, and swing her back, flashing with silver,
Far as the wild goose track, dip, dip and swing.

Key of D minor; starts on A Sol

LAND OF THE SILVER BIRCH



Land of the silver birch, home of the beaver,
where still the mighty moose wanders at will,

Blue lake and rocky shore, I will return once more,
boom di-dee boom boom, boom di-dee,
boom di-dee boom boom boom.

D minor: starts on d- la

CANOE SONG



My paddles keen and bright, flashing with silver,
Follow the wild goose flight, dip, dip, and swing.

Dip, dip, and swing her back, flashing with silver,
Far as the wild goose track, dip, dip and swing.

Key of D minor; starts on A Sol



“SINGING CONNECTED WITH MOVEMENTS AND ACTION IS A MUCH MORE ANCIENT, AND, AT THE SAME TIME, MORE COMPLEX PHENOMENON THAN IS A SIMPLE SONG.”

ZOLTAN KODALY

 **Lifehack Quotes**

CLIPART AND FONTS IN THIS PRODUCT ARE FROM SOME OF THE GREAT ARTISTS BELOW:

Paula Kim Studio



CARRIESTEPHENSART



www.littleredstreehouse.com

Maree Truelove



<http://www.teacherspayteachers.com/Store/My-Happy-Place>
<http://www.teacherspayteachers.com/Store/Sprouting-In-Second>
<https://www.etsy.com/shop/kimgdoodles>
www.edu-clips.com



<http://www.kimberlygeswein.com/>
<https://www.whimsyclips.com/>
<https://www.etsy.com/shop/MareeTruelove>
<https://www.dancingcrayon.com>
<https://www.etsy.com/shop/DigitalDollface>
<http://frompond.blogspot.com>
<https://www.teacherspayteachers.com/Store/Chirp-Graphics>
<http://melonheadzillustrations.blogspot.com/>
<http://www.myclipartstore.com>
<http://fancydogstudio.com/>

<https://www.teacherspayteachers.com/Store/Ink-N-Little-Things>
<https://www.paulakimstudio.com>
<http://www.teacherspayteachers.com/Store/DigiWebStudio>
<https://www.teacherspayteachers.com/Store/The-Cher-Room>
www.sarahickmandesigns.com

<http://www.teacherspayteachers.com/Store/Scrappin-Doodles>
<https://www.sweetlittlefrogdesigns.blogspot.com>
<https://www.teacherspayteachers.com/Store/Pitch-Clips>
<https://www.teacherspayteachers.com/Store/Color-Idea>
<https://www.teacherspayteachers.com/Store/Teacher-Thrive>
<https://www.etsy.com/shop/pieknit>

<https://www.teacherspayteachers.com/Store/SillyOdesign-Clipart>
<http://www.teacherspayteachers.com/Store/Monster-Wrangler-Mike>
<https://www.teacherspayteachers.com/Store/Teaching-In-The-Tongass>
<https://www.teacherspayteachers.com/Store/thebeezteacher>

<https://www.teacherspayteachers.com/Store/Teacher-Thrive>
<https://www.etsy.com/shop/pieknit>
<https://www.teacherspayteachers.com/Store/SillyOdesign-Clipart>
<http://www.teacherspayteachers.com/Store/Monster-Wrangler-Mike>
<https://www.teacherspayteachers.com/Store/Teaching-In-The-Tongass>
<https://www.teacherspayteachers.com/Store/thebeezteacher>

