



BUILDING MUSICAL KNOWLEDGE ONE BOOK AT A TIME

PRESENTED BY: KATIE GRACE MILLER
LAKE GEORGE ELEMENTARY
ORLANDO, FL

WWW.KATIEGRACEMILLERMUSIC.COM



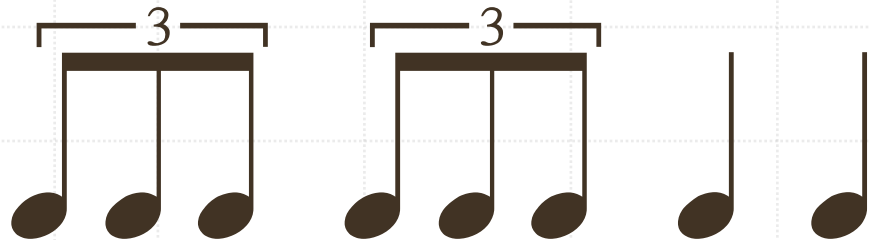


PASSWORD: FMEA2022

The background of the image is a dark, textured surface. It features several stacks of old, leather-bound books with ornate gold-tooled spines. In the center, an open book lies flat, its pages slightly aged and yellowed. Scattered across the background are various letters and words in a serif font, some appearing to float or be part of a larger, faint text. The overall mood is scholarly and nostalgic.

BOOK TIME!

COME ON DOWN AND GATHER ROUND FOR BOOK TIME!

TRIPLET WARM-UP



From the creators of the #1 New York Times bestseller
Goodnight, Goodnight, Construction Site

STEAM TRAIN, *Dream Train*

SHERRI DUSKEY RINKER AND TOM LICHT

STEAM TRAIN, DREAM TRAIN BY: SHERRI DUSKEY RINKER

Objectives:

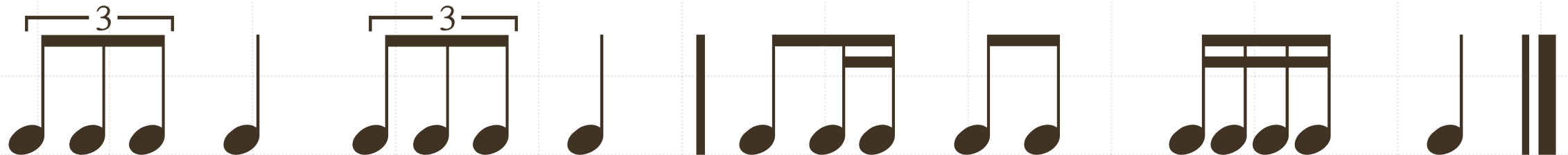
- Practicing and developing the triplet rhythm.
- This book lends itself well to dynamics as well so as you begin the book you can start at forte, but as the animals go to sleep you can decrescendo.

BEGINNING TRIPLET RHYTHM



Clic-ke-ty clack clic-ke-ty clack Box-Car com-ing down the track

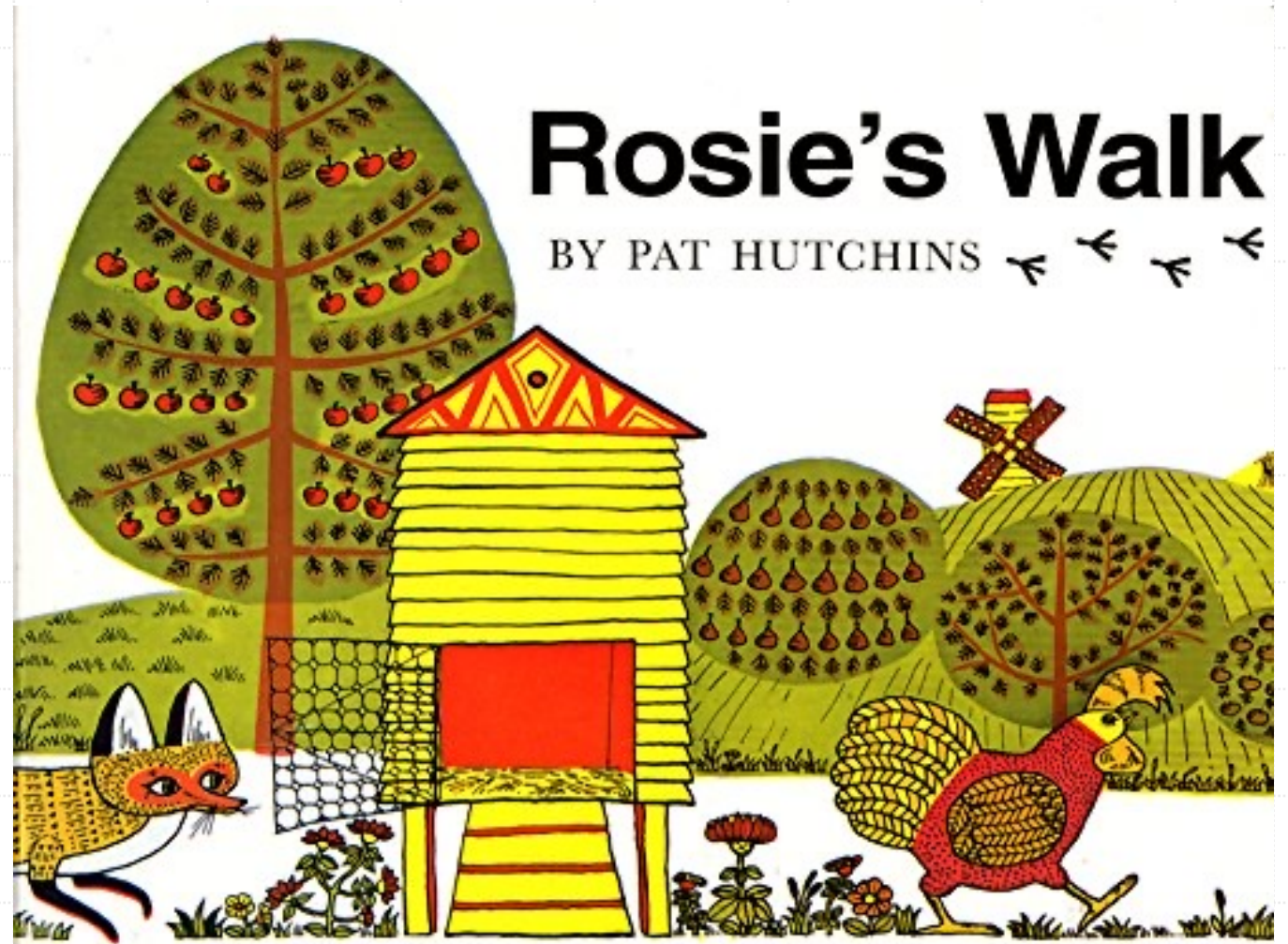
CHALLENGE RHYTHM



Clic-ke-ty clack clic-ke-ty clack. Here comes the Box-Car down the railroad track

ROSIE'S WALK BY: PAT HUTCHINS

- Objectives: Alternating Hands and Hands Together practice at the barred instruments.
- I also encourage my students to choose one "low" note and one "high" note in C Pentatonic while Rosie is walking and then 2 notes close together when the Fox goes BUMP!



CHANGE SINGS BY: AMANDA GORMAN

- Objectives: melodic direction, intervals, arranging a melody.
- I use the melody on a SMARTBOARD notebook file that is available on my website if you have this technology. That way the kids can manipulate the notes themselves.
- If you don't have this perhaps you could make a poster version like mine to use with dry erase marker.



CHANGE SINGS ON SMARTBOARD



We are the change we sing

CHANGE SINGS ON SMARTBOARD

CHANGE 1



We are the change we sing

CHANGE SINGS ON SMARTBOARD



CHANGE 2




We are the change we sing

THE SQUIGGLE

BY: CAROLE LEXA
SCHAEFER









- Objectives: Creative Movement, singing voices
- Great opportunity for students to work together to come up with something creative.



- 8 Ear Basics
- 1. Bellybutton
 - 2. Bice
 - 3. Blanket
 - 4. Balance
 - 5. Bend
 - 6. Bright Shores
 - 7. Bounce like a Basketball
 - 8. Bumpy Head

Reachable Words





Squiggle, Squiggle, to and fro!

Squiggle, Squiggle, off you go!



Dragon - Slither slish!




Acrobat - Snap, tah-dah!



Storm Cloud - Tug KA-BOOM!

Moon - Ah-woosh!



Wall - Push a pat

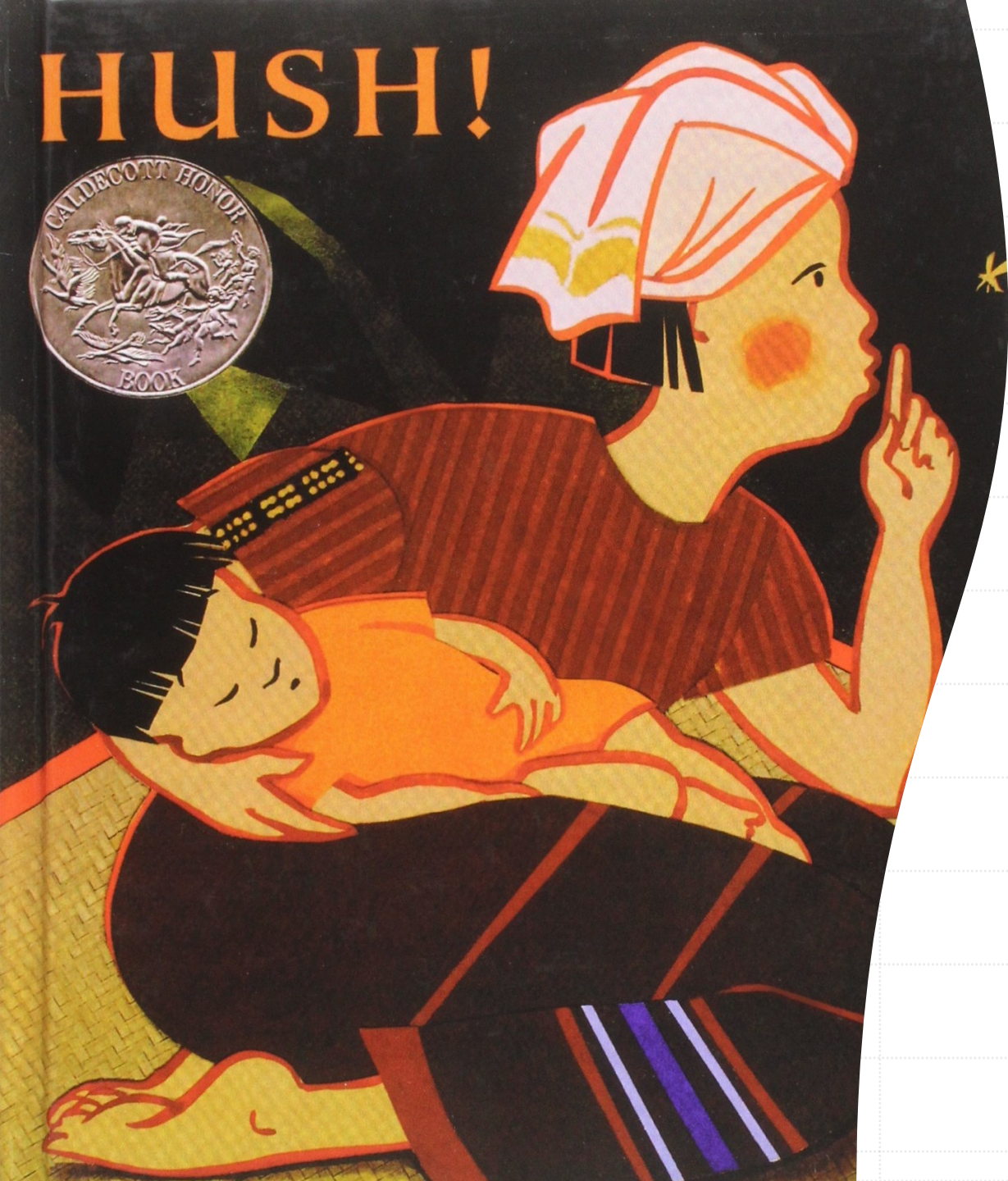

Fireworks - Crack crickle hiss



Pool - Ripple, Shhh . . .



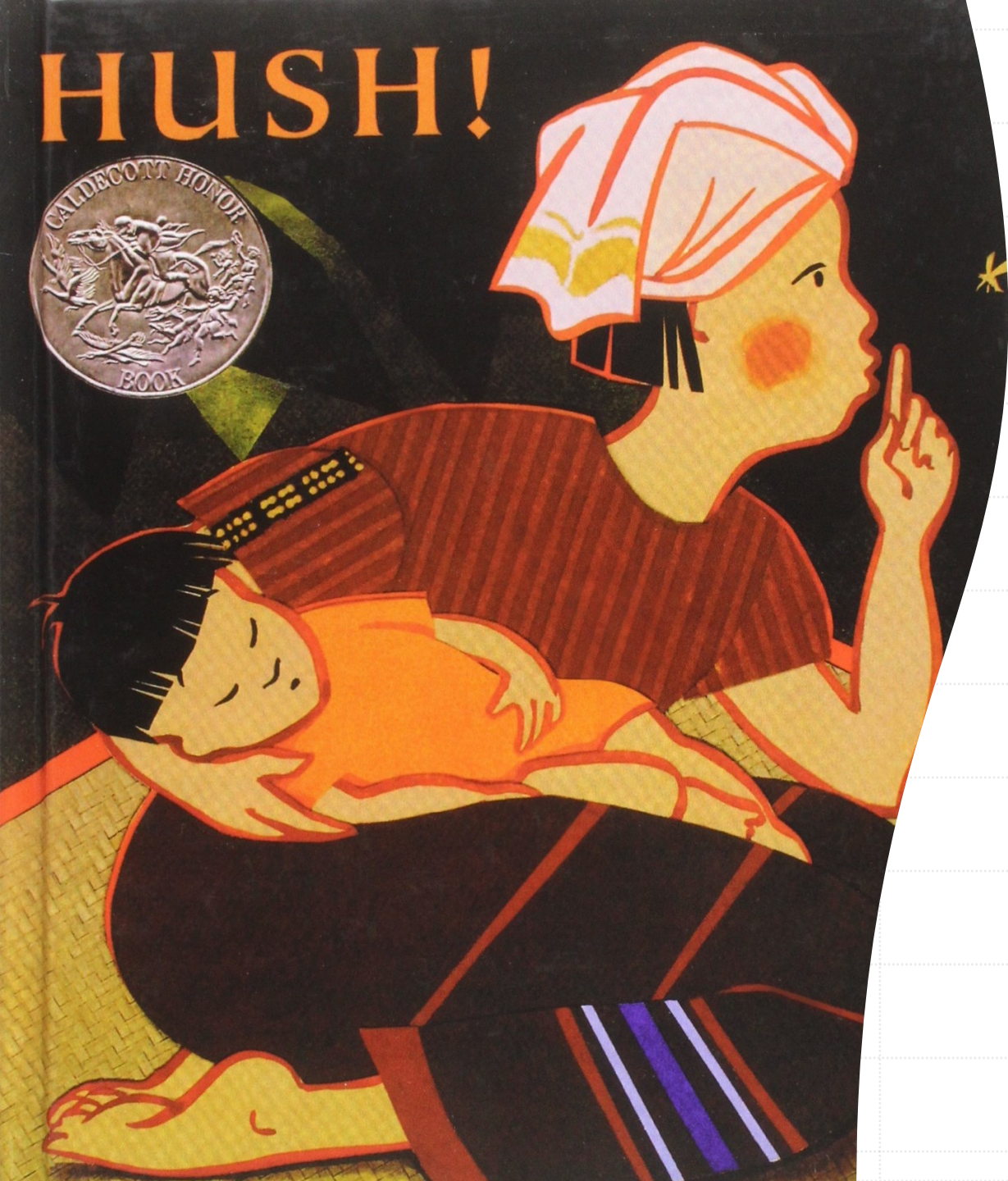

HUSH!



HUSH!, A THAI LULLABY BY: MINFONG HO

- This book is an excellent option to focus on dynamics with the lullaby.
- Or you can focus mainly on how the chords change in the lullaby and transfer to the Orff instruments!
- Or you could do both and have one week with dynamics and one with chords and then put together a great performance.

HUSH!



HUSH!

HUSH! A THAI LULLABY



don't come

ba - by's sleep - ing?



don't you cry,


right near - by



HUSH!, A THAI LULLABY BY: MINFONG HO



Let's Go for a Drive!



By **Mo Willems**

LET'S GO FOR A DRIVE BY: MO WILLEMS

SINGING VOICE – DRIVE, DRIVE, DRIVEY–DRIVE
DRIVE!

SHOUTING VOICE – “GET THAT _____”

WHISPER VOICE – “I HAVE _____”

SPEAKING VOICE– READING THE STORY

DON'T CALL ME BEAR!

BY: AARON BLABEY

